



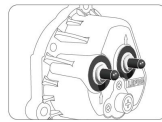
NPT3/8螺纹 (3/8" NPT)



NPT3/8双0螺纹 (3/8" NPT"0")



2分快接  
(1/4" Male quick connector)



2分U型内插  
(1/4" Top female quick connector)

**产品特点 PRODUCT FEATURES**

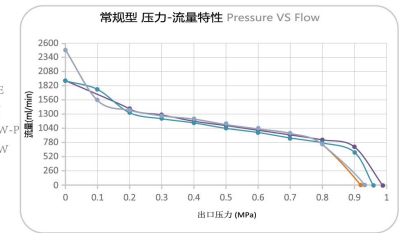
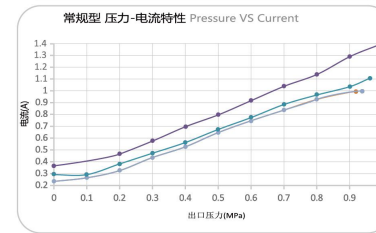
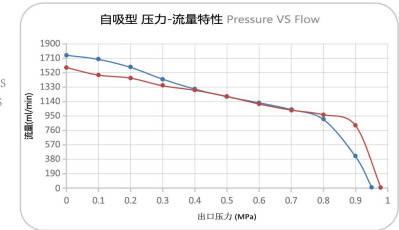
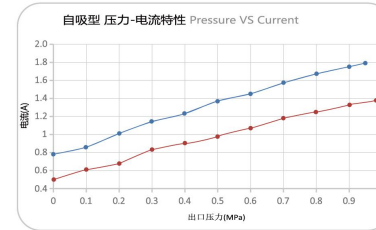
- 符合ROHS、CE、CQC认证  
Compliant with RoHS, CE & CQC certification.
- 涉水部件均符合食品级要求  
The wet parts comply with food grade requirements.
- 承压部件采用高强度塑料与金属材料  
High strength plastic and metal pressure components.
- 密封部件采用进口材质  
The materials of sealing parts are all imported.

- 低噪音、低振动、强动力直流电机配置  
Equipped with strong impetus DC motor with low noise, low vibration.
- 电气、密封、增压等性能生产流程全检控制  
Whole process quality control in electrical, sealing and water producing.
- 大通量小体积、压力稳定、寿命长。  
Large flux small volume, stable pressure, long life.

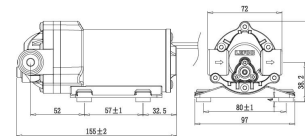
**产品参数 PRODUCT PARAMETERS**

型号 Model	LFP1100JS	LFP1100S	LFP1100E	LFP1100J	LFP1100W	LFP1100W-P
额定电压 Voltage				24V DC		
进水压力 Inlet pressure	0MPa		0.2MPa			
工作压力 Working pressure				0.5MPa		
工作电流 Working current	≤1.6A		≤1.2A		≤1.3A	
工作流量 Working flow	≥1050ml/min		≥980ml/min			
开放流量 Open flow	≥1400ml/min		≥2000ml/min			≥1800ml/min
封堵压力 Bypass pressure				0.8~1.0MPa		
最大电流 Maximum current	≤2.1A		≤1.5A	≤1.4A		≤1.8A
自吸高度 Self priming height	≥3.0m					
接口方式 Connection	2分快接 1/4" Male quick connector	NPT3/8螺纹 3/8" NPT	NPT3/8双0螺纹 3/8" NPT"0"	2分U型内插 1/4" Top female quick connector	2分内插 1/4" Side female quick connector	

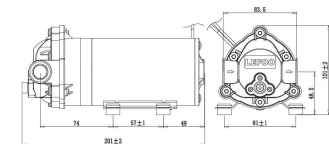
**流量曲线 FLOW CURVE**



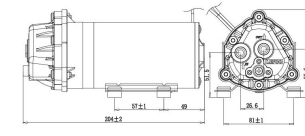
**安装尺寸 MOUNTING DIMENSIONS(mm)**



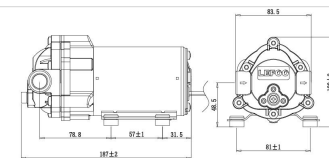
LFP1100E (NPT3/8螺纹)



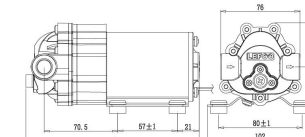
LFP1100W (NPT3/8螺纹)



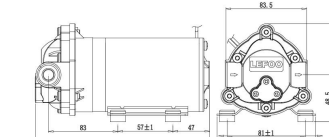
LFP1100W (2分U型内插)



LFP1100W-P (NPT3/8螺纹)



LFP1100JS (NPT3/8螺纹)



LFP1100S (NPT3/8螺纹)