



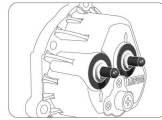
NPT3/8螺纹 (3/8" NPT)



NPT3/8双0螺纹 (3/8" NPT"0")



2分快接  
(1/4" Male quick connector)



2分U型内插  
(1/4" Top female quick connector)

**产品特点 PRODUCT FEATURES**

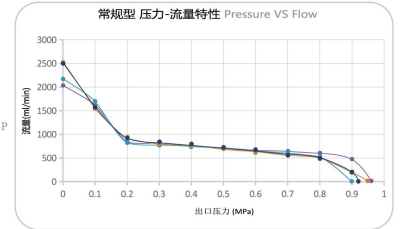
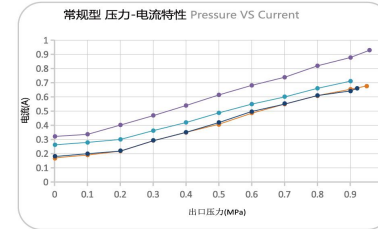
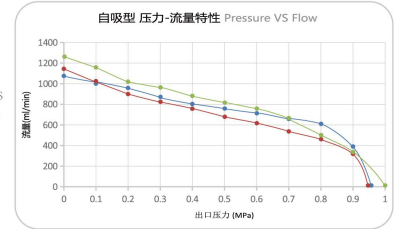
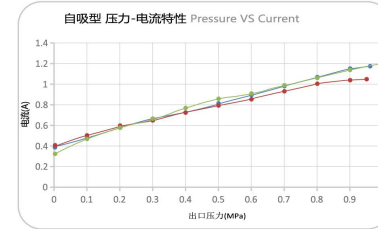
- 符合ROHS、CE、CQC认证  
Compliant with RoHS, CE & CQC certification.
- 涉水部件均符合食品级要求  
The wet parts comply with food grade requirements.
- 承压部件采用高强度塑料与金属材料  
High strength plastic and metal pressure components.
- 密封部件采用进口材质  
The materials of sealing parts are all imported.

- 低噪音、低振动、强动力直流电机配置  
Equipped with strong impetus DC motor with low noise, low vibration.
- 电气、密封、增压等性能生产流程全检控制  
Whole process quality control in electrical, sealing and water producing.
- 大通量小体积、压力稳定、寿命长。  
Large flux small volume, stable pressure, long life.

**产品参数 PRODUCT PARAMETERS**

型号 Model	LFP1050ES	LFP1050JS	LFP1050S	LFP1050E	LFP1050J	LFP1050W-P	LFP1050W
额定电压 Voltage	24V DC						
进水压力 Inlet pressure	0MPa			0.2MPa			
工作压力 Working pressure	0.5MPa						
工作电流 Working current	≤1.0A	≤1.2A	≤0.8A	≤0.7A			
工作流量 Working flow	≥650ml/min			≥600ml/min			
开放流量 Open flow	≥900ml/min	≥1000ml/min	≥1100ml/min	≥1600ml/min			
封堵压力 Bypass pressure	0.85~1.0MPa						
最大电流 Maximum current	≤1.4A	≤1.55A	≤1.1A	≤1.0A			
自吸高度 Self priming height	≥2.0m	≥3.0m					
接口方式 Connection	2分快接 1/4" Male quick connector	NPT3/8螺纹 3/8" NPT	NPT3/8双0螺纹 3/8" NPT"0"	2分U型内插 1/4" Top female quick connector	2分内插 1/4" Side female quick connector		

**流量曲线 FLOW CURVE**



**安装尺寸 MOUNTING DIMENSIONS(mm)**

