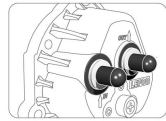




NPT3/8螺纹 (3/8" NPT)



NPT3/8双0螺纹 (3/8" NPT "0")



3分U型内插
(3/8" Top female quick connector)

产品特点 PRODUCT FEATURES

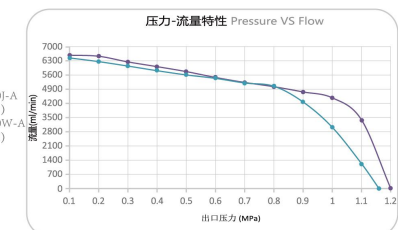
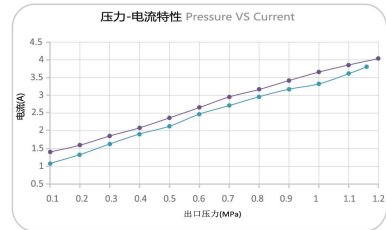
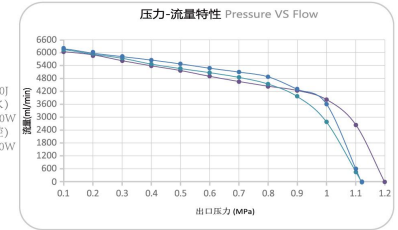
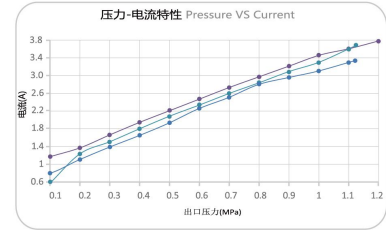
- 符合ROHS、CE、CQC认证
Compliant with RoHS, CE & CQC certification.
- 涉水部件均符合食品级要求
The wet parts comply with food grade requirements.
- 承压部件采用高强度塑料与金属材料
High strength plastic and metal pressure components.

- 密封部件采用进口材质
The materials of sealing parts are all imported.
- 低噪音、低振动、强动力直流电机配置
Equipped with strong impetus DC motor with low noise, low vibration.
- 电气、密封、增压等性能生产流程全检控制
Whole process quality control in electrical, sealing and water producing.

产品参数 PRODUCT PARAMETERS

型号 Model	LFP21000J (双头泵)	LFP21000W (大四腔)	LFP21000W	LFP21000J-A (双头泵)	LFP21000W-A (大四腔)
额定电压 Voltage	36V DC				
进水压力 Inlet pressure	0.2MPa				
工作压力 Working pressure	0.7MPa				
工作电流 Working current	≤3.5A			≤4.0A	
工作流量 Working flow	≥4500ml/min			≥5000ml/min	
开放流量 Open flow	≥5500ml/min	≥6000ml/min	≥6500ml/min	≥6000ml/min	
封堵压力 Bypass pressure	1.05~1.2MPa				
最大电流 Maximum current	≤4.5A			≤5.0A	
接口方式 Connection	NPT3/8螺纹 3/8" NPT	NPT3/8双0螺纹 3/8" NPT "0"	3分U型内插 3/8" Top female quick connector	3分内插 3/8" Side female quick connector	

流量曲线 FLOW CURVE



安装尺寸 MOUNTING DIMENSIONS(mm)

