

■ LFP1000N纳滤隔膜增压泵系列

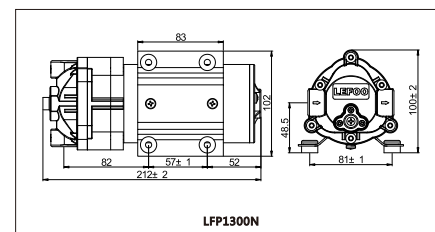
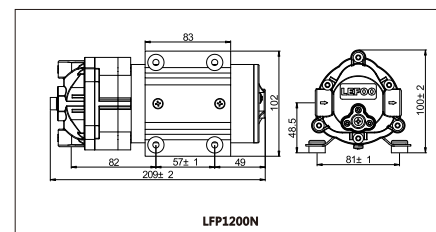
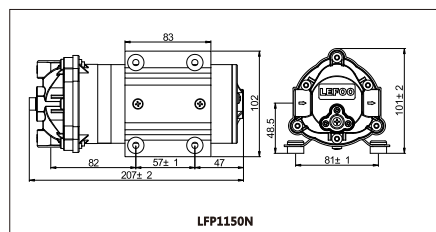
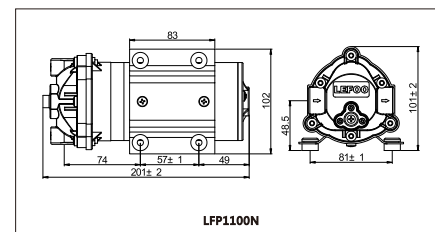
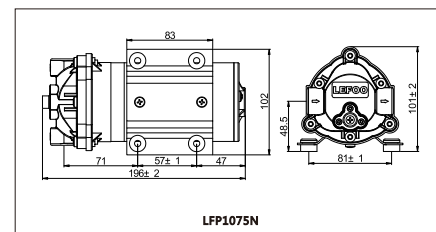
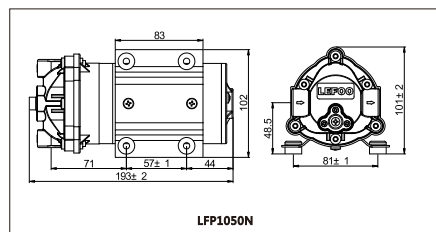
LFP1000N NANO FILTRATION DIAPHRAGM BOOSTER PUMP SERIES



产品特点/PRODUCT FEATURES

- 符合ROHS、CE、CQC认证；
- Compliant with ROHS & CE & CQC certification
- 涉水部件均符合食品级要求；
- The wet parts complies with food grade requirements
- 承压部件采用高强度塑料与金属材料；
- High strength plastic and metal pressure components
- 密封部件采用进口材质；
- The materials of sealing parts are all imported
- 低噪音、低振动、强动力直流电机配置；
- Equipped with strong impetus DC motor with low noise, low vibration
- 电气、密封、增压等性能生产流程全检控制；
- Whole process quality control in electrical, sealing and water producing
- 超低压工作，集稳压与自吸功能于一体。
- Operating under super low pressure, integrated with pressuer stabilization and self-priming function

安装尺寸/MOUNTING DIMENSIONS(mm)



产品参数/PRODUCT PARAMETERS

型号 Model	LFP1050N	LFP1075N	LFP1100N
额定电压 Nominal voltage	24VDC	24VDC	24VDC
接口方式 Interface way	3/8"NPT	3/8"NPT	3/8"NPT
进水压力 Inlet pressure	0MPa	0MPa	0MPa
工作压力 Working pressure	0.35MPa	0.35MPa	0.35MPa
工作电流 Working current	≤0.7A	≤0.9A	≤0.95A
工作流量 Working flow	≥600mL/min	≥750mL/min	≥980mL/min
开放流量 Open flow	≥1000mL/min	≥1150mL/min	≥1300mL/min
封堵压力 Bypass pressure	0.5-0.55MPa	0.5-0.55MPa	0.5-0.55MPa
最大电流 Maximum current	0.96A	1.0A	1.25A

型号 Model	LFP1150N	LFP1200N	LFP1300N
额定电压 Nominal voltage	24VDC	24VDC	24VDC
接口方式 Interface way	3/8"NPT	3/8"NPT	3/8"NPT
进水压力 Inlet pressure	0MPa	0MPa	0MPa
工作压力 Working pressure	0.35MPa	0.35MPa	0.35MPa
工作电流 Working current	≤1.2A	≤1.5A	≤2.0A
工作流量 Working flow	≥1450mL/min	≥1700mL/min	≥2600mL/min
开放流量 Open flow	≥1650mL/min	≥2000mL/min	≥3000mL/min
封堵压力 Bypass pressure	0.5-0.55MPa	0.5-0.55MPa	0.5-0.55MPa
最大电流 Maximum current	1.5A	2.0A	2.5A