

LFP交流增压泵系列

LFP AC BOOSTER PUMP SERIES

产品特点/PRODUCT FEATURES

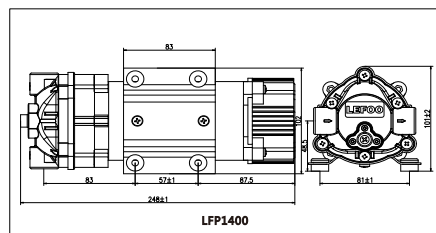
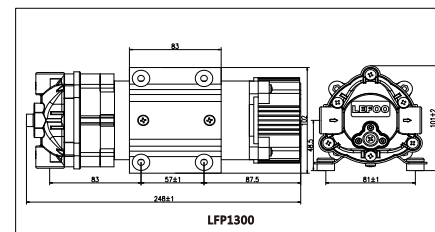
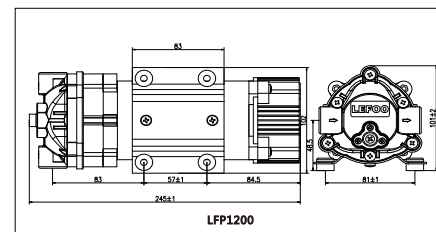
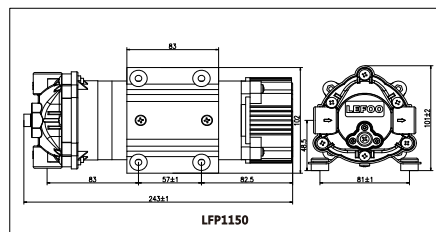
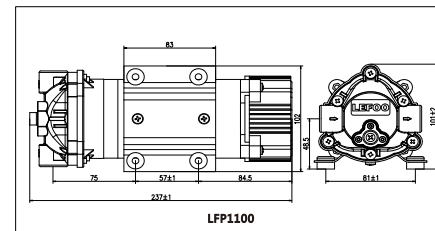
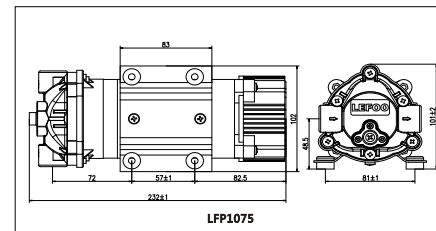
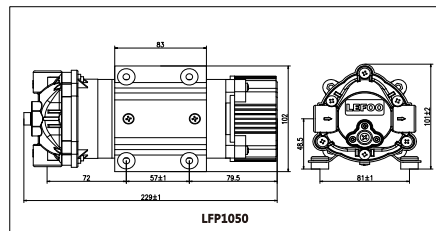
- 符合ROHS和CE认证；
- Compliant with ROHS & CE certification
- 涉水部件均符合食品级要求；
- The wet parts complies with food grade requirements
- 承压部件采用高强度塑料与金属材料；
- High strength plastic and metal pressure components
- 密封部件采用进口材质；
- The materials of sealing parts are all imported
- 低噪音、低振动、强动力电机配置；
- Equipped with strong impetus motor with low noise, low vibration
- 电气、密封、增压等性能生产流程全检控制；
- Whole process quality control in electrical ,sealing and water producing



产品参数/PRODUCT PARAMETERS

型号 Model	LFP1050	LFP1075	LFP1100	LFP1150
额定电压 Nominal voltage	220VAC	220VAC	220VAC	220VAC
接口方式 Interface way	3/8"NPT	3/8"NPT	3/8"NPT	3/8"NPT
进水压力 Inlet pressure	0.2MPa	0.2MPa	0.2MPa	0.2MPa
工作压力 Working pressure	0.5MPa	0.5MPa	0.5MPa	0.5MPa
工作流量 Working flow	≥600mL/min	≥750mL/min	≥980mL/min	≥1500mL/min
开放流量 Open flow	≥1600mL/min	≥1800mL/min	≥2000mL/min	≥2200mL/min
封堵压力 Bypass pressure	0.85-1.0MPa	0.85-1.0MPa	0.85-1.0MPa	0.85-1.0MPa

安装尺寸/MOUNTING DIMENSIONS(mm)



型号 Model	LFP1200	LFP1300	LFP1400
额定电压 Nominal voltage	220VAC	220VAC	220VAC
接口方式 Interface way	3/8"NPT	3/8"NPT	3/8"NPT
进水压力 Inlet pressure	0.2MPa	0.2MPa	0.2MPa
工作压力 Working pressure	0.5MPa	0.5MPa	0.5MPa
工作流量 Working flow	≥1900mL/min	≥2700mL/min	≥2950mL/min
开放流量 Open flow	≥2500mL/min	≥3500mL/min	≥4000mL/min
封堵压力 Bypass pressure	0.85-1.0MPa	0.85-1.0MPa	0.85-1.0MPa