
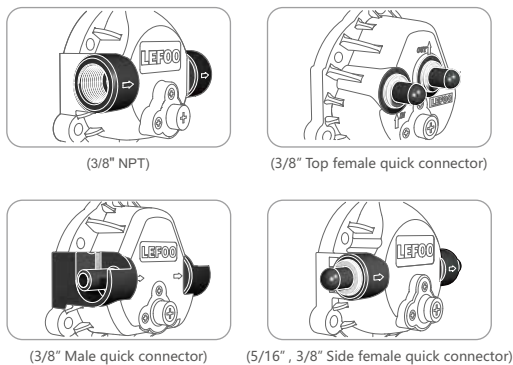


LFP500-800/230V SERIES

AC Diaphragm Booster Pump •



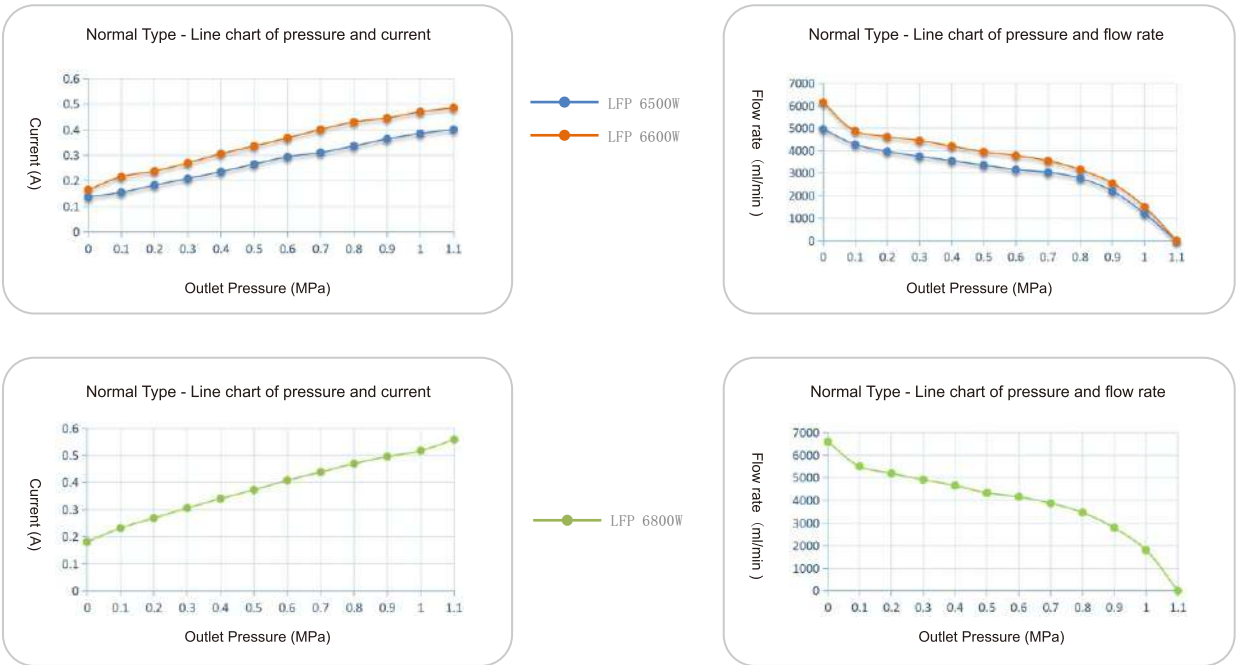
Connection



Product Specifications

Model	LFP6500W		LFP6600W		LFP6800W	
Voltage	230V AC					
Inlet Water Pressure	0.2MPa					
Working Pressure	0.5MPa	0.7MPa	0.5MPa	0.7MPa	0.5MPa	0.7MPa
Working Current	≤0.34A	≤0.39A	≤0.39A	≤0.43A	≤0.5A	≤0.55A
Working Flow Rate	≥3250ml/min	≥2800ml/min	≥3600ml/min	≥3200ml/min	≥4000ml/min	≥3600ml/min
Open Flow	≥4800ml/min		≥5000ml/min		≥6000ml/min	
Bypass Pressure	1.05-1.20MPa					
Maximum Current	≤0.53A		≤0.57A		≤0.8A	

Flow Curve



Mounting Dimension: mm

