
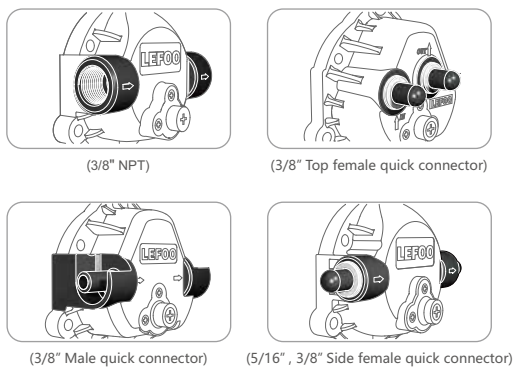


LFP200-400/230V SERIES

AC Diaphragm Booster Pump •



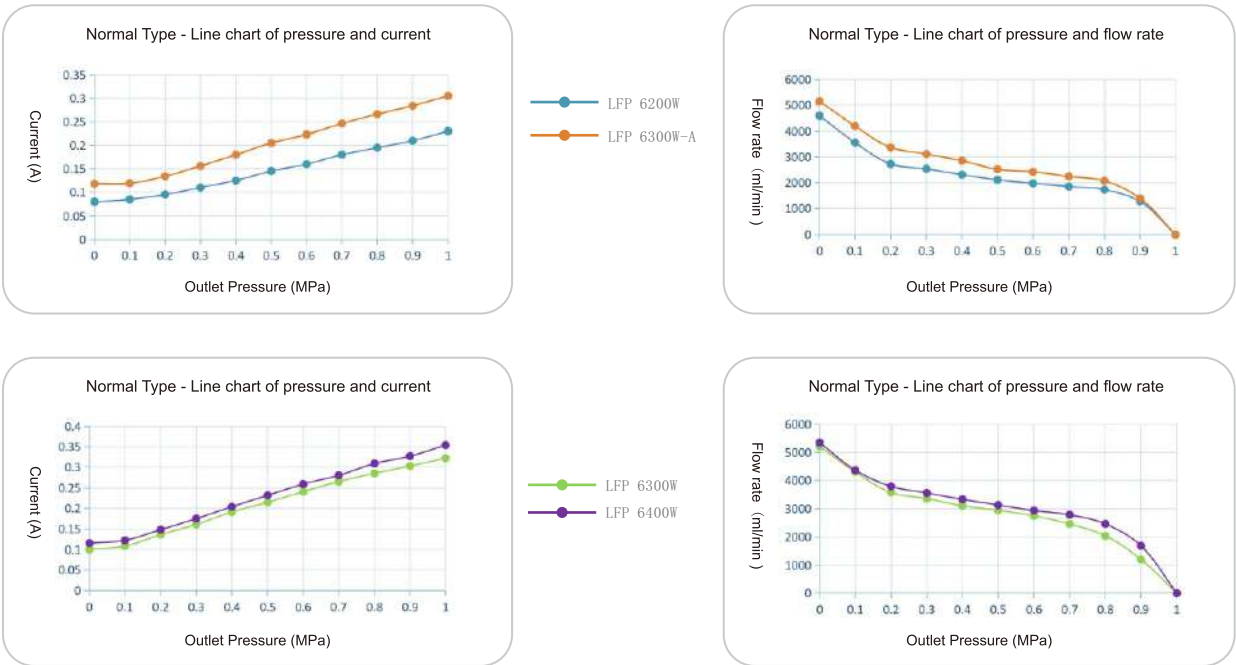
Connection



Product Specifications

Model	LFP6200W	LFP6300W-A	LFP6300W	LFP6400W
Voltage	230V AC			
Inlet Water Pressure	0.2MPa			
Working Pressure	0.5MPa			
Working Current	≤0.23A	≤0.26A	≤0.28A	≤0.30A
Working Flow Rate	≥1900ml/min	≥2200ml/min	≥2700ml/min	≥2950ml/min
Open Flow	≥2500ml/min	≥3000ml/min	≥3500ml/min	≥4000ml/min
Bypass Pressure	0.85-1.0MPa			
Maximum Current	≤0.35A	≤0.38A	≤0.4A	≤0.45A

Flow Curve



Mounting Dimension: mm

