
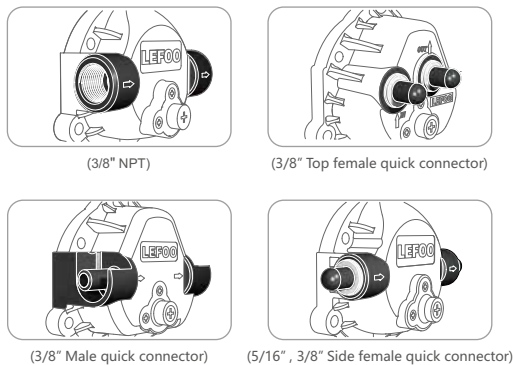


LFP500-800/115V SERIES

AC Diaphragm Booster Pump •



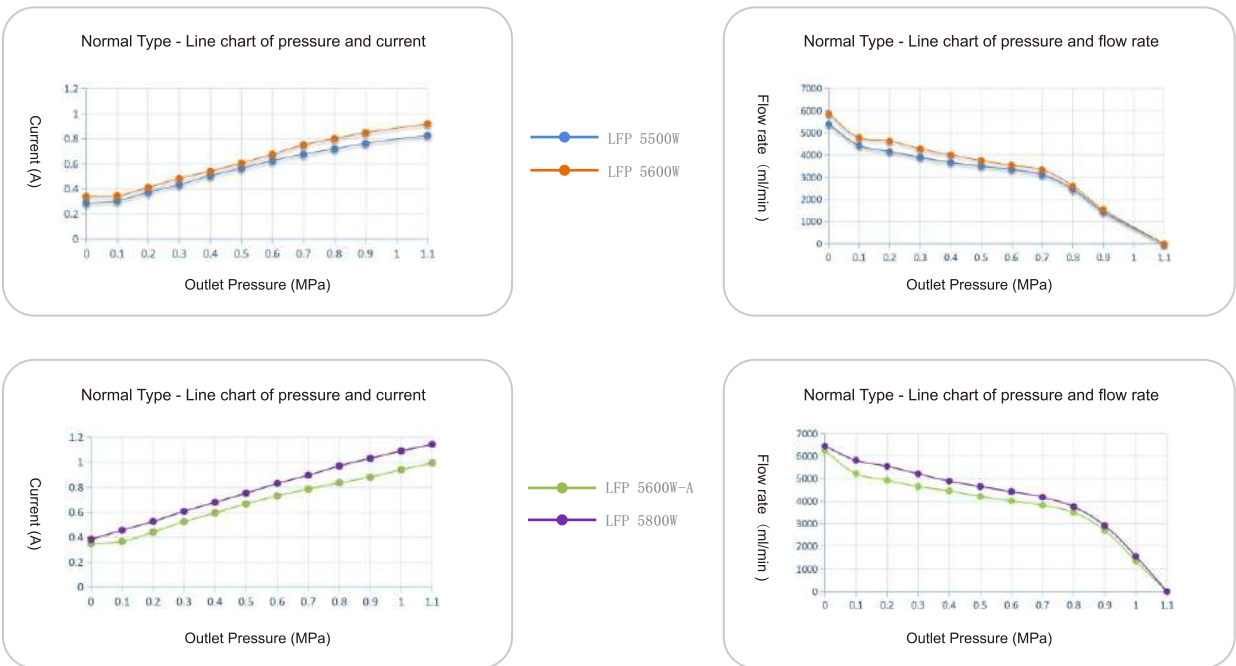
Connection



Product Specifications

Model	LFP5500W		LFP5600W		LFP5600W-A		LFP5800W	
Voltage	115V AC							
Inlet Water Pressure	0.2MPa							
Working Pressure	0.5MPa	0.7MPa	0.5MPa	0.7MPa	0.5MPa	0.7MPa	0.5MPa	0.7MPa
Working Current	≤0.8A	≤0.9A	≤0.9A	≤1.0A	≤0.95A	≤1.1A	≤1.1A	≤1.25A
Working Flow Rate	≥3250ml/min	≥2800ml/min	≥3600ml/min	≥3200ml/min	≥4000ml/min	≥3500ml/min	≥4400ml/min	≥4000ml/min
Open Flow	≥4800ml/min		≥5500ml/min		≥6000ml/min		≥6500ml/min	
Bypass Pressure	1.05-1.2MPa							
Maximum Current	≤1.2A		≤1.3A		≤1.4A		≤1.5A	

Flow Curve



Mounting Dimension: mm

