
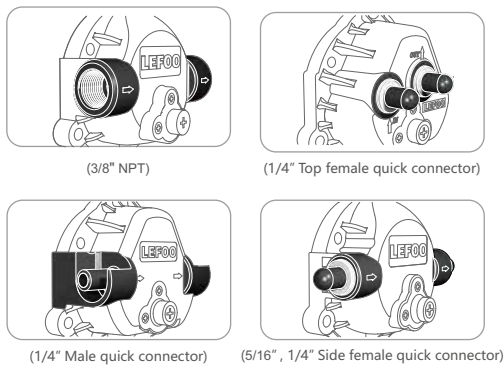


LFP50-150/115V SERIES

AC Diaphragm Booster Pump •



Connection

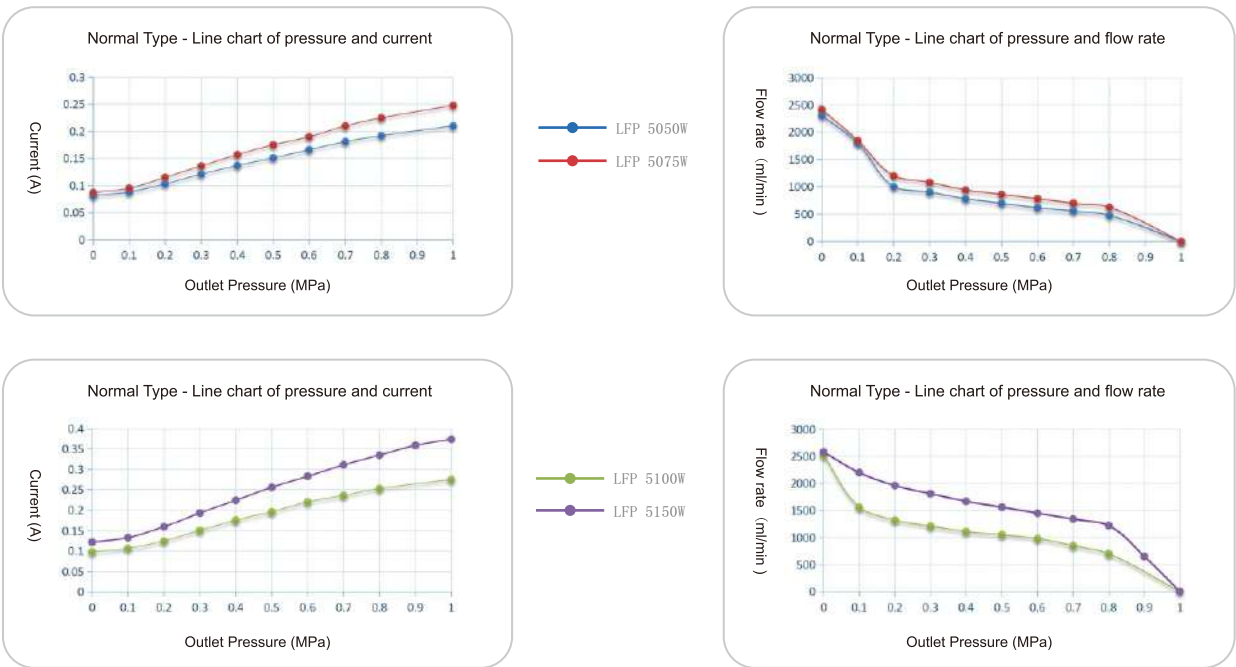


Product Specifications

Model	LFP5050W	LFP5075W	LFP5100W	LFP5150W
Voltage	115V AC			
Inlet Water Pressure	0.2MPa			
Working Pressure	0.5MPa			
Working Current	≤0.2A	≤0.22A	≤0.3A	≤0.4A
Working Flow Rate	≥600ml/min	≥750ml/min	≥980ml/min	≥1500ml/min
Open Flow	≥1600ml/min	≥1800ml/min	≥2000ml/min	≥2200ml/min
Bypass Pressure	0.85-1.0MPa			
Maximum Current	≤0.26A	≤0.28A	≤0.4A	≤0.5A



Flow Curve



Mounting Dimension: mm

